

ELEMENTi®

TERINA X



FEATURING
ILLUMINATION
AVANTECH YOU
TECHNOLOGY BY
HETTICH

TERINA X

COLOUR AND LIGHTING HAS ALWAYS BEEN THE FOCUS IN ALL ASPECTS OF INTERIOR DESIGN, NOW TOO IS IT CUSTOMISABLE ON THE INSIDE AND OUT WITH TERINA X!

Simply select either the premium 'Pro Cabinet' which features the award winning Avantech YOU LED lighting, Quadro YOU runners and stylish anthracite frame or select the 'Lux cabinet' with an additional concealed drawer for extra storage.

PRO CABINET
WITH YOU LED LIGHTING



LUX CABINET
WITH CONCEALED DRAWER



Terina X Pro Wall Vanity
Cabinet Finish: Jute
Top Finish: Motion
Cognac Vessel Basin
Finish: Matt Black
Uno Extended Height Basin Mixer
Finish: Black



FEATURES

TERINA X

PRO CABINET WITH LED LIGHTING



LUX CABINET WITH CONCEALED DRAWER

Note: Lux cabinet is 160mm higher to accommodate extra drawer.



AVANTECH YOU

Terina Pro incorporates the state of the art Hettich AvanTech YOU system in all drawers. Offering exceptional design, functionality, adjustment and performance.

Avantech YOU only available with 'Pro' Cabinet.



AVANTECH YOU ILLUMINATION

A beautiful lighting system integrates elegantly into the drawer. Triggered by opening the drawer, a timer ensures power is not wasted and will automatically shut off after 30 seconds or by closing the drawer. Exceptionally long battery life with micro USB charger included.

Avantech YOU Illumination only available with 'Pro' Cabinet.



DRAWER ADJUSTMENT

The Avantech YOU adjustment capabilities are second to none. Adjust vertically, laterally or tilt to obtain optimum alignment of your front panel. All whilst being cleverly hidden inside the stylish anthracite frame.

Avantech YOU Drawer adjustment only available with 'Pro' Cabinet.



STRUCTURAL STABILITY

Premium Quadro YOU runners are made from durable galvanised stainless steel and feature a robust 30kg drawer weight limit. Providing an exceptionally stable platform for larger drawers.

Quadro YOU runners only available with 'Pro' Cabinet.



INGENIOUS DESIGN


A meticulously crafted anthracite drawer conceals the drawer mechanism within a sleek 13mm housing. Offering full sides and an uninterrupted appearance enabled by invisible screws and fittings creating a modern foundation on which to build your space.

Avantech YOU only available with 'Pro' Cabinet.



SOFT CLOSE DRAWERS

All Pro and Lux Cabinets incorporate premium soft close drawers on a silent slide system.




MOISTURE RESISTANT

Elementi vanities are made from a moisture resistant board with a ventilation gap incorporated to reduce the risk of moisture build-up. A protective edge tape is also applied for improved edge durability.



DURABLE ELESTONE FLAT TOP

EleStone is an Acrylic Premium Solid Surface providing a sleek modern appearance, a seamless surface coupled with non-porous and hygienic properties. Available in 12mm and 20mm thickness.



CABINETS MANUFACTURED IN NEW ZEALAND

Elementi cabinets are manufactured in New Zealand, using high quality materials combined with superior craftsmanship to produce innovative and beautiful bathroom furniture of the highest standard that will last for years to come.

MULTIPLE DESIGN AWARDS

Hettich AvantTech YOU has been recognised globally for exceptional innovation in design.

2021 Interzum Award
2021 Good Design Award
2022 Red Dot Design Award



Avantech YOU only available with 'Pro' Cabinet.

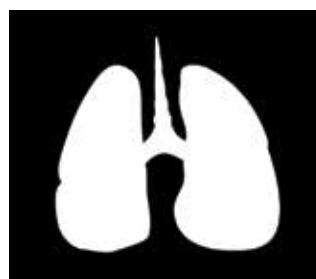
SILICA FREE

Elementi EleStone is silica free, allowing joiners and cabinet makers to manufacturer and install our cabinet tops risk free, as well as ensuring the protection of our customers.

GUARANTEED QUALITY

Hettich offers a Lifetime guarantee on hardware*. Elementi Cabinets carry a 5 Year Guarantee. EleStone Tops carry a 10 Year Guarantee.

*Warranty excludes battery, lighting and electrical components. All guarantees are subject to terms and conditions and available on request or can be viewed at: www.robertson.co.nz/warranties



NEW

TERINA X



THE CHOICE IS YOURS

Simply select either the premium 'Pro Cabinet' which features the award winning Avantech YOU LED lighting, Quadro YOU runners and stylish anthracite frame or select the 'Lux cabinet' with an additional built in concealed drawer for extra storage.

PRO CABINET

WITH YOU LED LIGHTING



LUX CABINET

WITH CONCEALED DRAWER



Note: Lux cabinet is 160mm higher to accommodate extra drawer.

An order form can be downloaded from our website ROBERTSON.CO.NZ or requested by emailing sales@robertson.co.nz Furniture is made to order therefore please ensure all information is correct before submitting.


CABINET
+ TOP**STEP 1:** Select your cabinet size and finish**STEP 2:** Select your top size and finish**TERINA X 750MM WALL VANITY:**

C-TER075W-PL.11 + T-ES75.WH

CABINET FINISHES

Select cabinet and finish code below followed by top choice.


e.g. 750 Terina Pro Wall Vanity with 20mm White EleStone Flat Top in Dezigna White Gloss: **C-TER075W-PL.11 + T-ES75.WH**



.11
Dezigna White Gloss



.51
Bullet



.52
Dawn Grey



.53
Green Slate



.73
Fiordland Elm
Wilderness



.77
French Oak Velvet



.50
Seasoned Oak



.61
Charred Oak



.82
Black Timberland



.83
Smokey Oak
Timberland



.84
Ashen Walnut
Timberland



.85
Southern Oak
Timberland



.91
White Linen
Matte




.92
Sky Scraper
Matte



.93
Jute
Matte



.94
Metallic Dune
Matte



.95
Metallic Coal
Matte



.96
Cinder
Matte



.97
Pitch Black
Matte

STEP 1: Select cabinet size and finish

**750 TERINA X SINGLE BOWL
WALL VANITY CABINET**

740(L) X 460(W) X 415/575(H) / 1 X DRAWER

PRO CABINET:

C-TER075W-PL_ _ _

LUX CABINET:

C-TER075W-CD_ _ _



**900 TERINA X SINGLE BOWL
WALL VANITY CABINET**

890(L) X 460(W) X 415/575(H) / 1 X DRAWER

PRO CABINET:

C-TER090W-PL_ _ _

LUX CABINET:

C-TER090W-CD_ _ _



**1200 TERINA X SINGLE BOWL
WALL VANITY CABINET**

1190(L) X 460(W) X 415/575(H) / 1 X DRAWER

PRO CABINET:

C-TER120W-PL_ _ _

LUX CABINET:

C-TER120W-CD_ _ _



**1200 TERINA X
WALL VANITY CABINET**

1190(L) X 460(W) X 415/575(H) / 2 X DRAWER

DOUBLE BOWL

PRO CABINET:

C-TER120WD-PL_ _ _

LUX CABINET:

C-TER120WD-CD_ _ _



SINGLE LEFT BOWL

PRO CABINET:

C-TER120WL-PL_ _ _

LUX CABINET:

C-TER120WL-CD_ _ _



SINGLE RIGHT BOWL

PRO CABINET:

C-TER120WR-PL_ _ _

LUX CABINET:

C-TER120WR-CD_ _ _



**1500 TERINA X
WALL VANITY CABINET**

1490(L) X 460(W) X 415/575(H) / 2 X DRAWER

DOUBLE BOWL

PRO CABINET:

C-TER150WD-PL_ _ _

LUX CABINET:

C-TER150WD-CD_ _ _



SINGLE LEFT BOWL

PRO CABINET:

C-TER150WL-PL_ _ _

LUX CABINET:

C-TER150WL-CD_ _ _



SINGLE RIGHT BOWL

PRO CABINET:

C-TER150WR-PL_ _ _

LUX CABINET:

C-TER150WR-CD_ _ _



**1800 TERINA X
WALL VANITY CABINET**

1790(L) X 460(W) X 415/575(H) / 2 X DRAWER

DOUBLE BOWL

PRO CABINET:

C-TER180WD-PL_ _ _

LUX CABINET:

C-TER180WD-CD_ _ _



SINGLE LEFT BOWL

PRO CABINET:

C-TER180WL-PL_ _ _

LUX CABINET:

C-TER180WL-CD_ _ _



SINGLE RIGHT BOWL

PRO CABINET:

C-TER180WR-PL_ _ _

LUX CABINET:

C-TER180WR-CD_ _ _



NEW

TERINA X



An order form can be downloaded from our website ROBERTSON.CO.NZ or requested by emailing sales@robertson.co.nz
Furniture is made to order therefore please ensure all information is correct before submitting.

CABINET
+ TOP

STEP 1: Select your cabinet size and finish

STEP 2: Select your top size and finish

TERINA X 750MM WALL VANITY:


C-TER075W-PL.11 + T-ES75.WH

STEP 2: Select top and finish

ELESTONE

DURABLE ELESTONE
FLAT TOP

EleStone is an Acrylic Premium Solid Surface providing a sleek modern appearance, a seamless surface coupled with non-porous and hygienic properties. Available in 12mm and 20mm thickness.

ELESTONE
12MM

AW
Arctic White

T-12ES75.AW
T-12ES90.AW
T-12ES120.AW
T-12ES120.AW
T-12ES120.AW
T-12ES120.AW
T-12ES120.AW
T-12ES150.AW
T-12ES150.AW
T-12ES150.AW



CL
Cloud

T-12ES75.CL
T-12ES90.CL
T-12ES120.CL
T-12ES120.CL
T-12ES120.CL
T-12ES120.CL
T-12ES120.CL
T-12ES150.CL
T-12ES150.CL
T-12ES150.CL



CS
Coast

T-12ES75.CS
T-12ES90.CS
T-12ES120.CS
T-12ES120.CS
T-12ES120.CS
T-12ES120.CS
T-12ES120.CS
T-12ES150.CS
T-12ES150.CS
T-12ES150.CS



SH
Shadow


T-12ES75.SH
T-12ES90.SH
T-12ES120.SH
T-12ES120.SH
T-12ES120.SH
T-12ES120.SH
T-12ES120.SH
T-12ES150.SH
T-12ES150.SH
T-12ES150.SH



SL
Starlight

T-12ES75.SL
T-12ES90.SL
T-12ES120.SL
T-12ES120.SL
T-12ES120.SL
T-12ES120.SL
T-12ES120.SL
T-12ES150.SL
T-12ES150.SL
T-12ES150.SL

750 CENTRE:
900 CENTRE:
1200 CENTRE:
1200 DOUBLE:
1200 LEFT:
1200 RIGHT:
1500 DOUBLE:
1500 LEFT:
1500 RIGHT:

ELESTONE
20MM

WH
White

T-ES75.WH
T-ES90.WH
T-ES120.WH
T-ES120.WH
T-ES120.WH
T-ES120.WH
T-ES120.WH
T-ES150.WH
T-ES150.WH
T-ES150.WH



ML
Moonlight

T-ES75.ML
T-ES90.ML
T-ES120.ML
T-ES120.ML
T-ES120.ML
T-ES120.ML
T-ES120.ML
T-ES150.ML
T-ES150.ML
T-ES150.ML



MO
Motion

T-ES75.MO
T-ES90.MO
T-ES120.MO
T-ES120.MO
T-ES120.MO
T-ES120.MO
T-ES120.MO
T-ES150.MO
T-ES150.MO
T-ES150.MO

750 CENTRE:
900 CENTRE:
1200 CENTRE:
1200 DOUBLE:
1200 LEFT:
1200 RIGHT:
1500 DOUBLE:
1500 LEFT:
1500 RIGHT:



1200 Terina X Vanity
Cabinet Finish: Jute Matte
Top Finish: Motion

Uno Wall Basin Mixer
Finish: Brushed Nickel

Cognac Vessel Basin
Finish: Matt Black

Tondo LED Mirror



Soft Close Drawers
Moisture Resistant Board

Hettich Runners with Lifetime Warranty*
Cabinetry Manufactured in New Zealand

*All guarantees are subject to terms
and conditions and available at:
robertson.co.nz/warranties



25 Vestey Drive
Mt Wellington, Auckland 1060

PO Box 14695, Panmure
Auckland 1741, New Zealand

Ph: +64 9 573 0490
Fax: +64 9 573 0495
Email: sales@robertson.co.nz

ROBERTSON.CO.NZ



You can view and purchase our products nationwide from our supporting bathroom suppliers. To find your nearest location visit **ROBERTSON.CO.NZ** and click on the 'where to buy' link at the top of the page. Alternatively you can view products at our Robertson Bathware Showrooms at the locations below.

SHOWROOMS

A

AUCKLAND

ROBERTSON

25 Vestey Drive, Mt Wellington
Ph: (09) 573 0490

Open Monday to Friday 8.00am - 4.30pm
Open Saturday 9.00am - 1.00pm
Closed Sunday and public holidays

KITCHEN THINGS | LUXURY COLLECTION

26 Morrow Street, Newmarket
Ph: (09) 522 8375

Open 7 days 10am - 6pm

W

WELLINGTON

ROBERTSON

23 Marion St, Te Aro
Ph: (04) 595 1165

Open Monday to Friday 8.30am - 5pm
Closed Saturday and Sunday

For a bathware consultation please make an appointment by emailing sales@robertson.co.nz

C

CHRISTCHURCH

HOME IDEAS

37 Mandeville Street Riccarton
Ph: (03) 348 2863

Open Monday to Friday 9am - 4pm
Saturday 10am - 2pm Sunday 10am - 2pm

robertson
design.ideas™

ROBERTSON DESIGN IDEAS

Email: designideas@robertson.co.nz

ROBERTSONDESIGNIDEAS.CO.NZ



robertson®
trade

ROBERTSON TRADE PARTS & SERVICE CENTRE

42 Vestey Drive
Mt Wellington, Auckland 1060
Email: trade@robertson.co.nz

ROBERTSONTRADE.CO.NZ



ROBERTSON OUTLET STORE

42 Vestey Drive
Mt Wellington, Auckland 1060
Email: outlet@robertson.co.nz
By appointment only

www.trademe.co.nz/stores/robertson-bathware-outlet-store